

College of Engineering and Architecture: A Look at the Numbers

Enrollment by Campus

	Fall 2007			Fall 2008		
	Undergrad	Grad	Total	Undergrad	Grad	Total
Pullman	2,328	328	2,656	2,387	370	2,757
Spokane	5	36	41	10	37	47
Vancouver	182	19	201	208	34	242
Tri-Cities	58	32	90	93	29	122
DDP	47	93	140	8	101	109
Total	2,620	508	3,128	2,706	571	3,277

Total CEA degrees granted in FY 2009

630 (486 bachelor's, 118 master's, 26 doctorates)
Compared to FY 2008: 580 (427 bachelor's, 114 master's, 39 doctorates)

FY 2008 Permanent Faculty

114, including all campuses. Student-to-faculty ratio is 25:1

Retirements

Mary Ann Brown, School of Architecture and Construction Management
William Coey, Engineering Management
William Johns, Associate Professor, School of Mechanical and Materials Engineering
David Stock, Professor, School of Mechanical and Materials Engineering

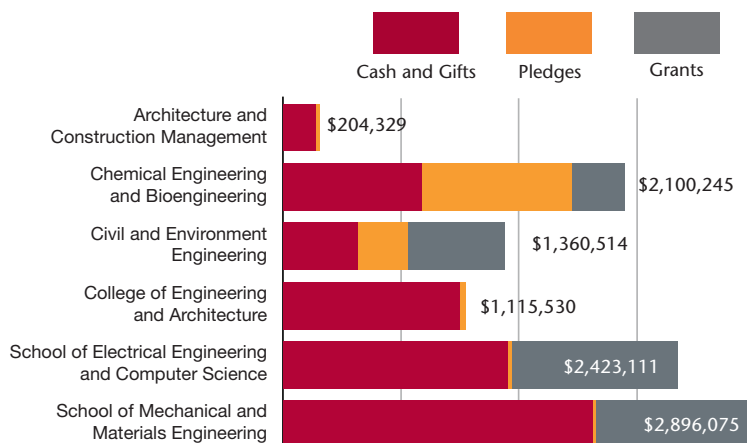
Of the 17,030 alumni for whom the college has addresses, a total of 5,376 or 32 percent gave to WSU in FY 2009.

CEA's private endowment was \$30,860,903 in June 2009.

Income totaling \$988,987 from endowed funds, plus gifts, provided scholarships to 834 graduate and undergraduate students. The average scholarship was \$1,186.

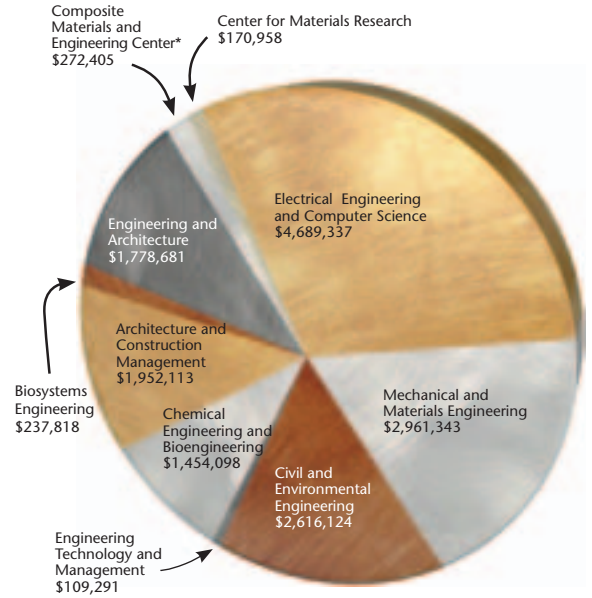
Private Gifts, Grants, and Pledges by Department/Unit, FY 2009

Total: \$10,099,804 (Revocable commitments and other contributions are not included)
(FY 08 total: \$5.19 million)



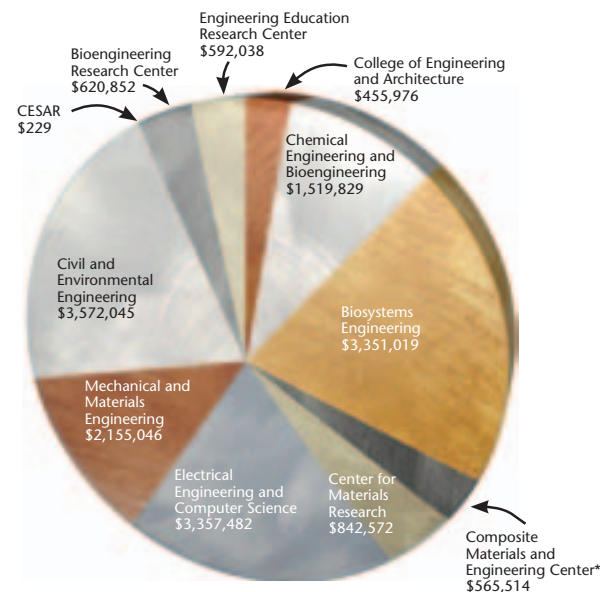
State Allocations to Departments/Units, FY 2009

Total: \$16,242,168
(FY08 Total: \$16.34 million)



Grant Expenditures by Department/Unit, FY 2009

Total: \$17,032,602
(FY 08 total: \$15.1 million)



*Formerly Wood Materials Engineering Laboratory